

ROmate Vessels

Product Features

- For residential and light commercial reverse osmosis applications
- A high-performance, high-value choice
- 100% seamless composite construction
- Discharges in any position
- NSF and/or FDA listed materials
- Meets stringent US requirements for water components
- Environmentally safe, 100% lead-free
- Will not introduce chemicals or elements into water
- Pre-installed inlet-outlet assembly - comes with system connections, saving time and money
- Factory-backed five-year warranty

Materials of Construction

- High density polyethylene inner liner
- Fiberglass-wound and epoxy resin-sealed outer shell

Operating Parameters

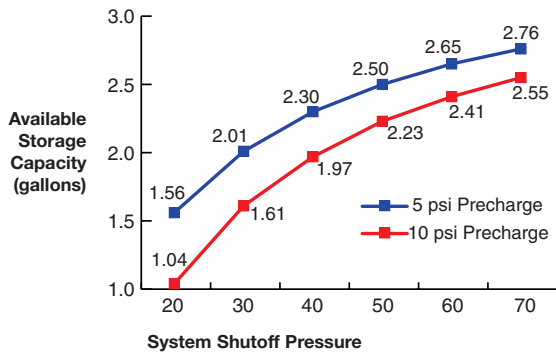
- Maximum operating pressure:
125 psi (RO15-RO80)
100 psi (RO4)
- Maximum operating temperature: 120°F



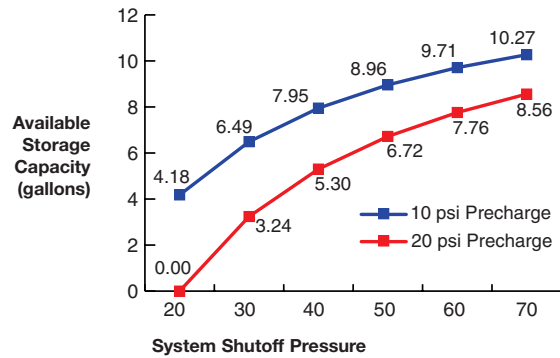
Specifications

Part No.	Model	System Connection	Height Inches / mm	Diameter Inches / mm	Capacity Gallons / Liters	Assembly Pounds / Kg
32875	ROmate 4 – Blank Label	1/4" male NPT 3/8" Post	19.25 / 489	9 / 229	3.6 / 13.6	8 / 3.6
30834	ROmate 15	1" male NPT	26.5 / 670	16 / 410	14.5 / 55.1	15 / 6.8
30839	ROmate 20	1" male NPT	32.25 / 820	16 / 410	19.8 / 75.2	19 / 8.6
30853	ROmate 30	1" male NPT	44 / 1120	16 / 410	29.5 / 112.1	23 / 10.5
30865	ROmate 40	1" male NPT	56.75 / 1440	16 / 410	40.3 / 153.1	30 / 13.6
31054	ROmate 80	1-1/4" male NPT	55.5 / 1410	24.25 / 620	86.7 / 329.5	58 / 26.4

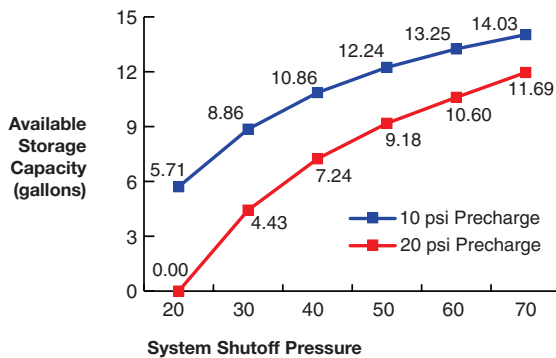
RO4



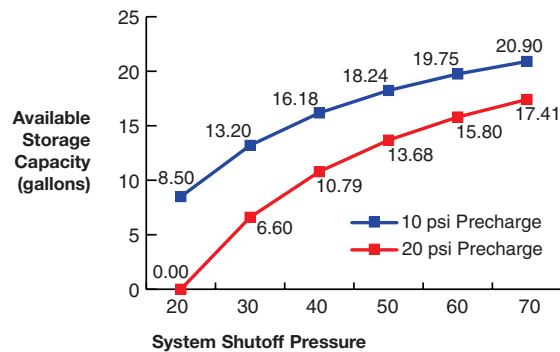
RO15



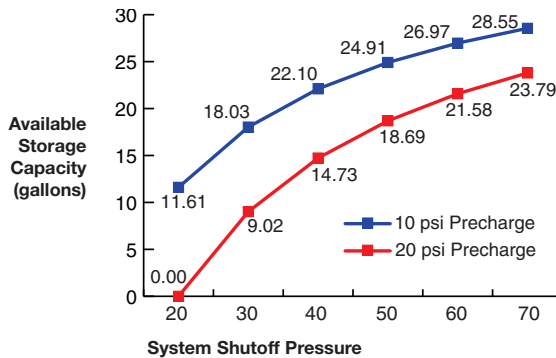
RO20



RO30



RO40



RO80

